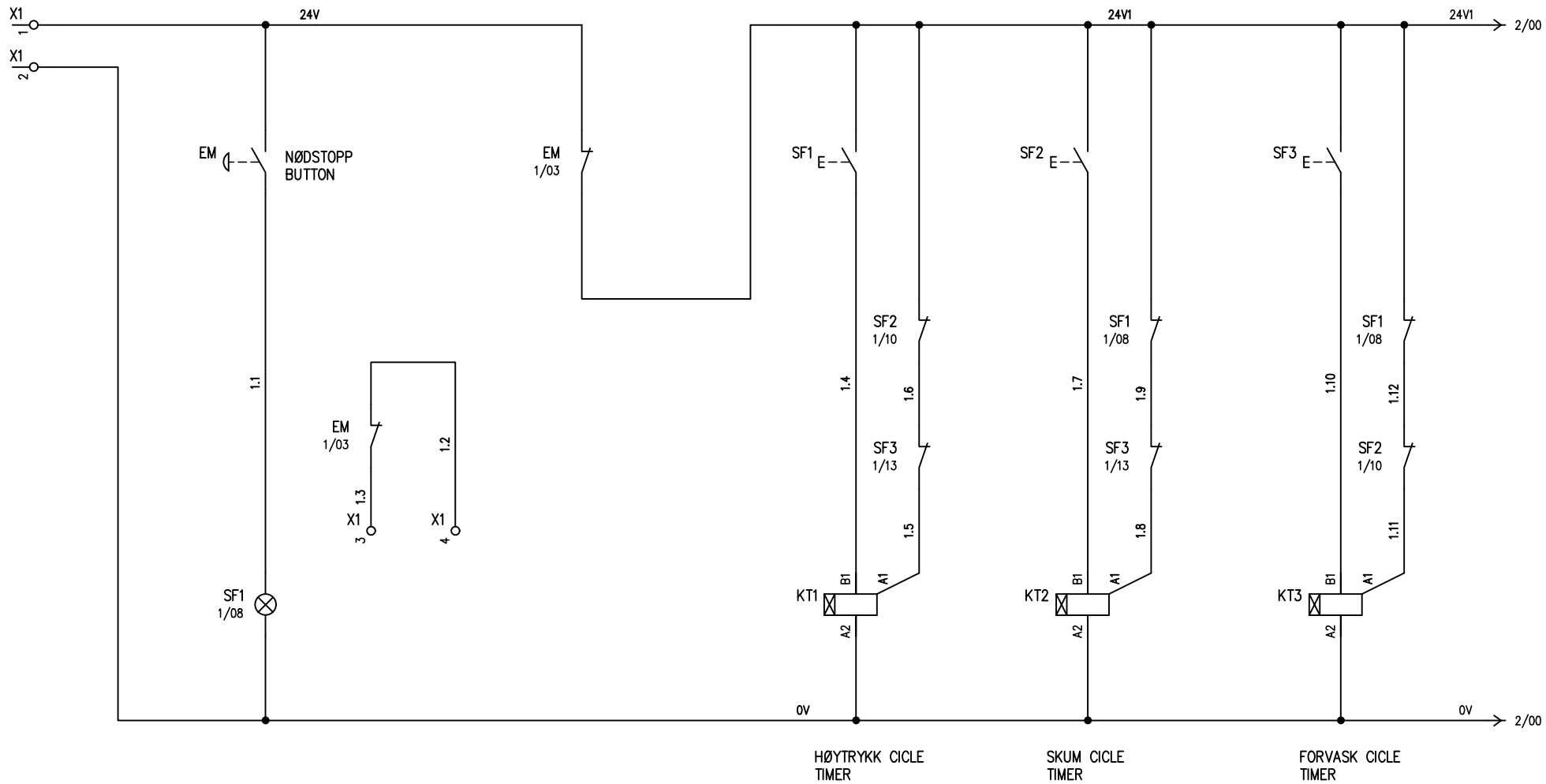


TABELLA RIASSUNTIVA DEL QUADRO

TENSIONE NOMINALE: Vn =
FREQUENZA: f =
POTENZE E CORRENTI:
PROVENIENZA E TIPO LINEE ALIMENTAZIONE:
STRUTTURA DEL QUADRO:
GRADO DI PROTEZIONE MINIMO:

PROGETTAZIONE	TENSIONE ESERCIZIO	NORME	PROTEZIONE				
SERIE	TENSIONE COMANDI						
COMMESSA	TENSIONE SEGNALI						
COMMITTENTE							
		SIRMAC					
		Pulsantiera Foma 3 Timer					
		dis. n° pulsforma3_01.DWG					
REV.	REVISIONE	DATA	FIRME	SOST. DA:	SOST. IL:	ORIGINE	FOGLIO 0
							T.F.

STARTING LINE
24VAC - 50Hz



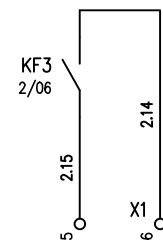
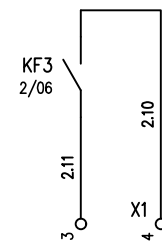
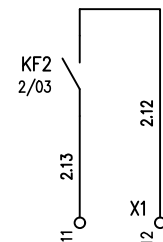
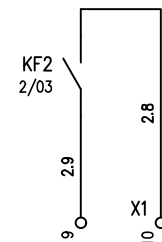
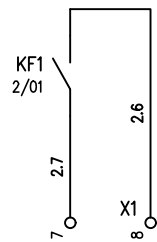
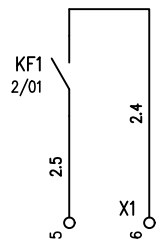
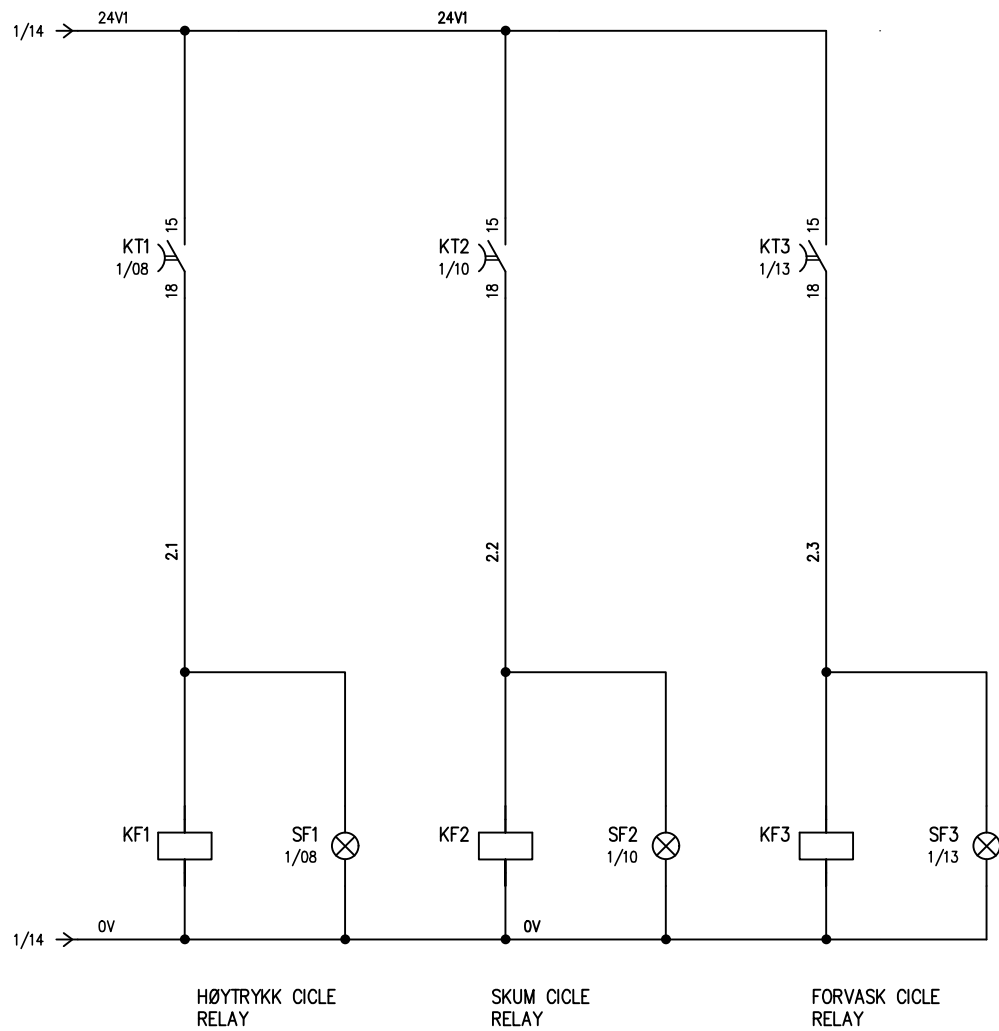
Filo iniziale: 1.1
Filo finale: 1.12
Fili disponibili dal: 1.13

REV.	MODIFICA	DATA	FIRMA	DATA	14/04/2022
				DISEG.	
				VISTO	
				APPR.	



Pulsantiera Foma
3 timer

dis. n° pulsfoma3_01.dwg



Filo iniziale: 2.1
 Filo finale: 2.15
 Fili disponibili dal: 2.16

REV.	MODIFICA	DATA	FIRMA	DATA	14/04/2022
				DISEG.	
				VISTO	
				APPR.	



Pulsantiera Foma
3 timer

dis. n° pulsfoma3_01.dwg